

An adhesion barrier that makes a difference

A better quality of life for your patients – peace of mind for you



Adhesions – invisible risk with real consequences

Despite surgical precision, state-of-the-art technology, and the highest standards, there remains a silent risk that can have serious consequences for patients: postoperative adhesions.

Here are five typical procedures in which the use of effective adhesion prophylaxis can make a decisive difference:

**Mr. B.,
68 years**



Colon carcinoma –
Right hemicolectomy

**Mrs. M.,
52 years**



Recurrent diverticulitis –
Sigmoid resection after multiple
episodes

**Mr. T.,
30 years**



Crohn's disease –
Ileocecal resection

**Mrs. S.,
38 years**



Endometriosis, desire to conceive –
Laparoscopic restoration involving
adnexa and bowel

**Mr. R.,
59 years**



Adhesive ileus years after
appendectomy – Emergency
laparotomy, adhesiolysis

It's in your hands:

Routine surgery, exceptional results – with adhesion prophylaxis

Postoperative reality despite optimal surgery

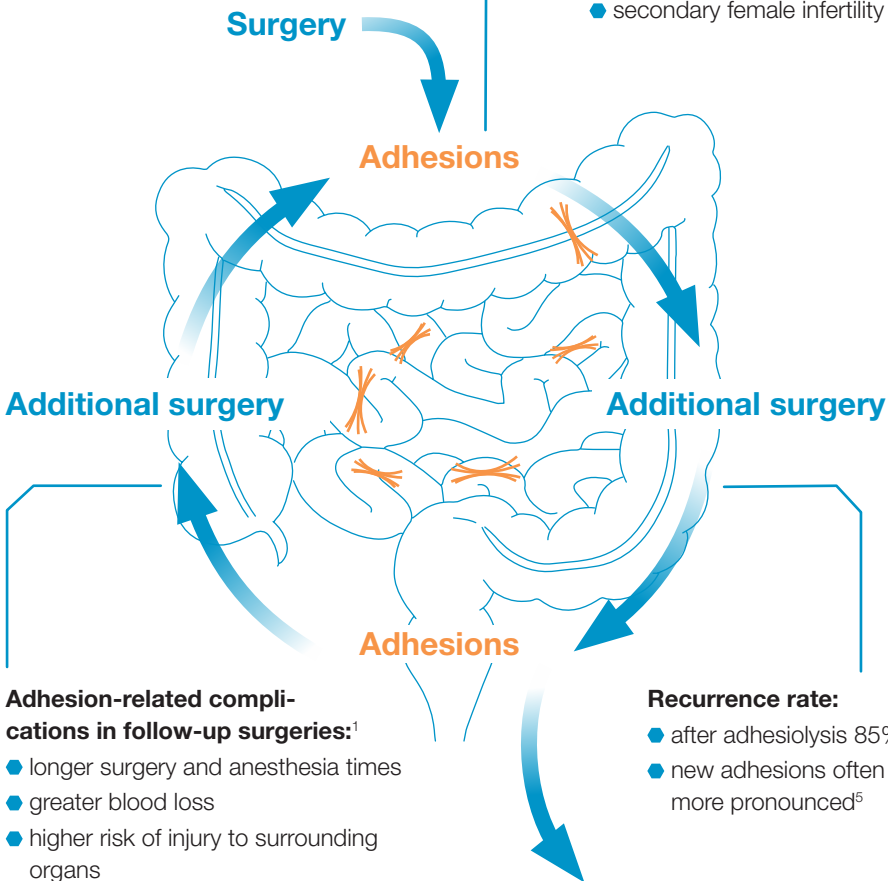
Adhesions develop after **50-100% of all abdominal surgeries**¹

Cause:

- insufficient fibrinolysis after surgery¹
- cannot be completely prevented by special techniques²

Common consequences:³

- intestinal obstruction (potentially life-threatening)
- chronic pain
- secondary female infertility



Impact on your patients:⁶



Reduced quality of life



Recurring pain




Fear of further interventions

4DryField® PH
helps break this
vicious cycle


4DryField® PH: the 2-in-1 solution

One product with two powerful applications - designed to optimize surgical outcomes and prevent postoperative complications:



Rapid hemostasis with 4DryField® PH powder

Thanks to its high absorption capacity, **4DryField® PH** draws water from blood, concentrating coagulation factors and blood cells within seconds directly at the application site. This leads to effective hemostasis.



Reliable adhesion barrier in gel form

As a gel, **4DryField® PH** forms a protective barrier that isolates wound surfaces and prevents the adhesion of adjacent tissue structures. This minimizes the risk of postoperative adhesions.

4DryField® PH: Adhesion barrier for your surgery

Use **4DryField® PH** to effectively prevent postoperative complications and optimize outcomes for your patients.

- ✓ **Resorption time** tailored to **mesothelial healing**⁸
- ✓ **In cases of adhesion-related small bowel obstructions:**⁹
 - **88%** of patients completely **free of adhesions**
 - **0% recurrent obstructive episodes**
- ✓ **Significant reduction** in adhesion extent and severity at **second look after colorectal resections.**¹⁰
- ✓ **Proven safe** for use on **anastomoses** and **directly applicable** to them.¹¹
- ✓ **Best adhesion protection** compared to competing products.¹²



4DFLap™

Disposable applicator
for laparoscopic use of
4DryField® PH.

4DryField® PH protects what matters most: your patients



4DryField® PH as a powder for hemostasis

(e.g., in heparinized patients), transformable in situ into an adhesion barrier gel (e.g., during partial liver resection).



Or 4DryField® PH as an **extracorporeal premixed gel** with a viscosity adaptable to surgical needs (e.g., during extended adhesiolysis or partial bowel resection).

**CLINICALLY
PROVEN**

for adhesion prevention
and hemostasis



PlantTec Medical GmbH

Dorette-von-Stern-Str. 10
21337 Lüneburg, Germany

Tel.: +49 4131 394 23 60
Fax: +49 4131 394 23 8887
eMail: info@planttec-medical.de



PlantTec Medical
MEDICAL SOLUTIONS INSPIRED BY NATURE

7.5-3-1209en Rev. 2 © PlantTec Medical GmbH, 2025. All rights reserved.

 Read instructions for use

CE 0482

1. Bruggmann D et al., Dtsch Arztebl Int 2010; 107(44): 769-75.
2. Wallwiener M et al., Gynecol. Surg, 2012 9; 465-466.
3. ten Broek RP et al., Ann Surg. 2016 Jan;263(1):12-9.
4. Diamond MP et al., Hum Reprod Update 2001;7(06):567-576.
5. Hong G et al., Chirurg. 2015 Feb;86(2):175-80.
6. IQWiG ThemenCheck-Berichtsprotokoll T24-01, V 1.1, Stand 23.01.2025.
7. Krielen P et al., Lancet. 2020 Jan 4;395(10217):33-41.
8. Krämer B et al., Surg Technol Int. 2021 May 20;38:221-233.
9. Ahmad M & Crescenti F The Surgery Journal 2019;5(1):e28 – e34.
10. Liu et al., Heliyon. 2023 Nov 3;9(11):e21657.
11. Stoerzer, Simon eta al., International Journal of Surgery Open 62(1):p 6-13, February 2024.
12. Pohnert et al. Int J Med Sci 2016;13(07):524 – 532.